

Signify Classified - Internal
Cooper Lighting Solutions Photometric Lab
1121 Highway 74 South
Peachtree City, GA 30269



Scaled data based on original data using
LM-79-08 Approved Method: Electrical and Photometric Measurements of Solid-
State Lighting Products

Test Report Prepared for
Cooper Lighting Solutions
(formerly Eaton)

Brand: STREETWORKS

Report Number: P867636

Luminaire Tested: **MEM2-HTN-SA-130-750-U-T3**

Issue Date: 08/21/2024



Test Information

Test Method: LM-79-08
Report Number: P867636
Test Lab: INNOVATION CENTER(G3)
Issue Date: 08/21/2024
Manufacturer: COOPER LIGHTING SOLUTIONS (FORMERLY EATON)
Product Line: STREETWORKS
Catalog Number: MEM2-HTN-SA-130-750-U-T3
Description: EPIC MODERN TALL HOUSING DISCRETE LED ARRAYS 130W 70CRI 5000K
FIXTURE w/ TYPE III DISTRIBUTION OPTIC
Light Source: (30) 5000K CCT, 70 CRI LEDS
Ballast/Driver: ELECTRONIC DRIVER

Summary

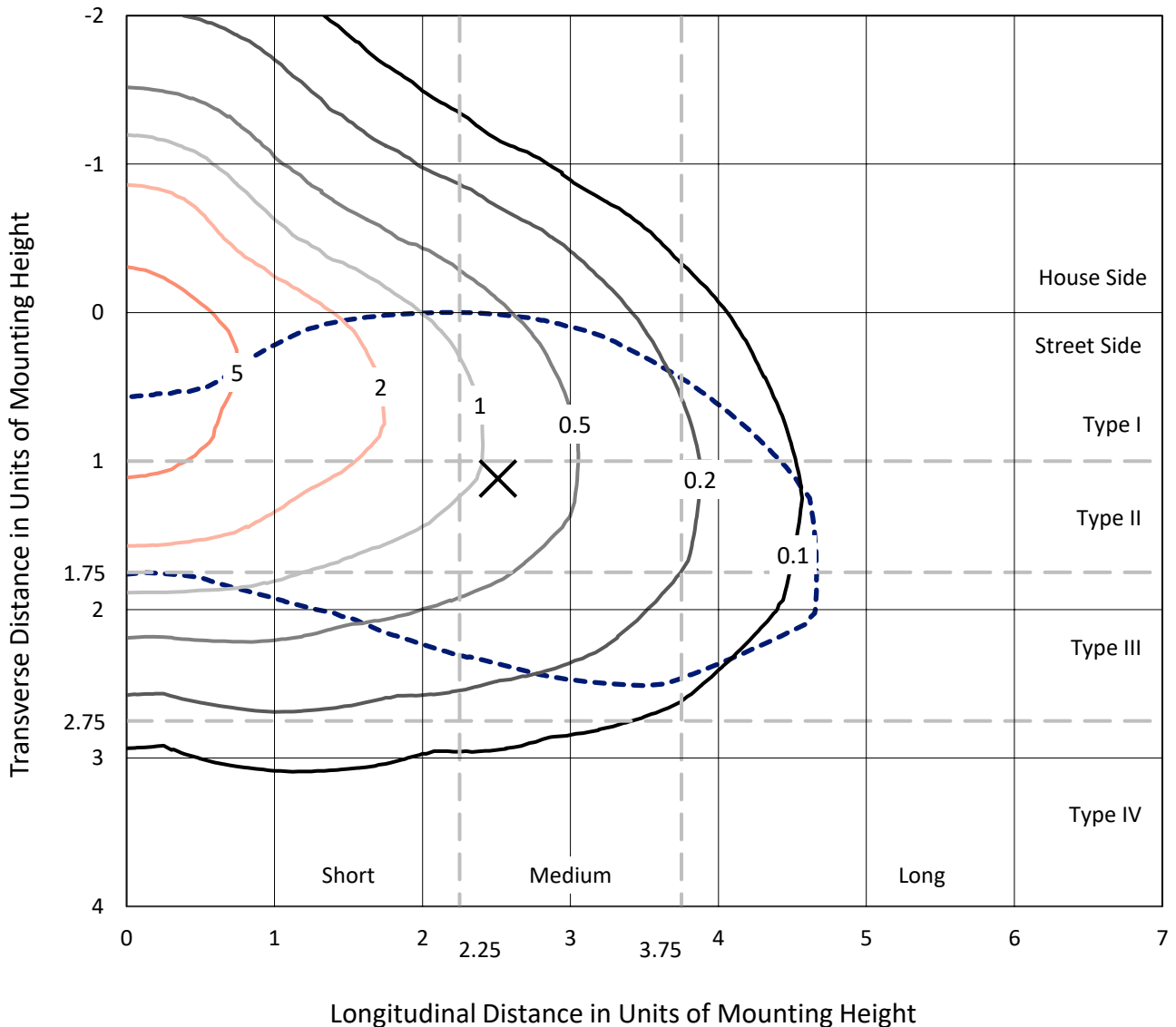
Lumens per Lamp: N/A
Luminaire Lumens: 16715.4 lumens
Efficiency: N/A
Efficacy: 147.9 lumens/watt
Luminous Opening: Rectangular (W 1' x L: 0.33' x H: 0')
IES Classification: Type III - Medium
BUG Rating: B3 - U0 - G3

Input Watts (W): 113
Input Voltage (V): 120
Input Current (A_{in}): NR
Voltage Rise (V): NR
Power Factor: 0.99
Total Harmonic Distortion (THDi): 7.77%
Frequency (hertz): 60
Stabilization Time: NR
Operation Time: NR
Ambient Temperature (°C): NR
Test Distance: 24 FT

REPORT NUMBER: P867636
 CATALOG NUMBER: MEM2-HTN-SA-130-750-U-T3

Iso-Footcandle Lines of Horizontal Illumination

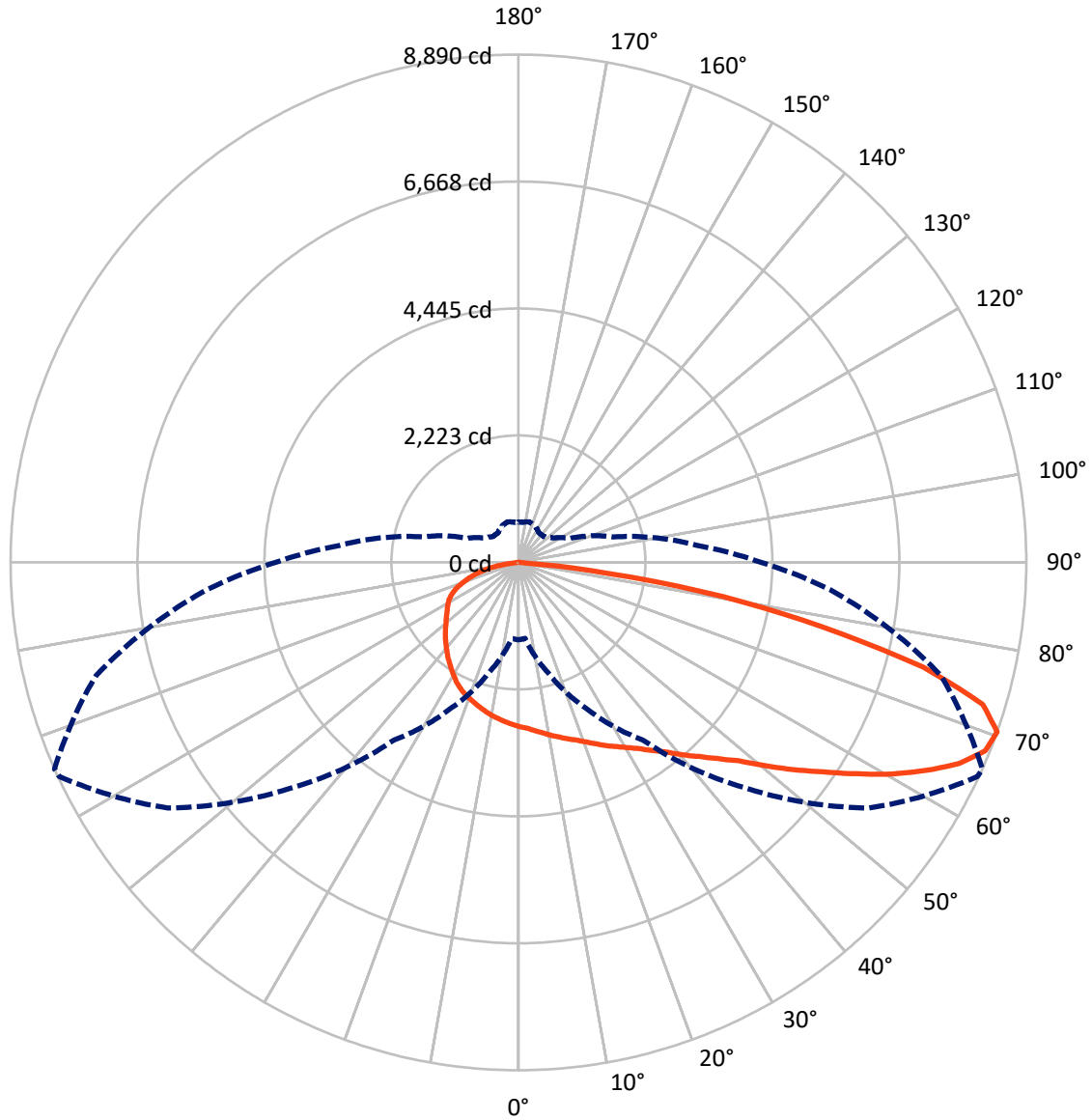
✕ Max cd
 - - - 1/2 Max cd



Based on 20 foot mounting height. Maximum calculated value = 7.7 fc
 Type III - Medium - N/A

REPORT NUMBER: P867636
CATALOG NUMBER: MEM2-HTN-SA-130-750-U-T3

Luminous Intensity Polar Plot



— Vertical Plane Through 66-Deg Lateral - - - Horizontal Cone Through 70-Deg Vertical

REPORT NUMBER: P867636
 CATALOG NUMBER: MEM2-HTN-SA-130-750-U-T3

FLUX DISTRIBUTION:

		Downward	Upward	Total
House Side	Lumens	4307.7	0.0	4307.7
	% Fixture	25.8	0.0	25.8
Street Side	Lumens	12407.7	0.0	12407.7
	% Fixture	74.2	0.0	74.2
Total	Lumens	16715.4	0.0	16715.4
	% Fixture	100.0	0.0	100.0

ZONAL LUMENS:

Zone	Lumens	% Fixture
0°-10°	275.2	1.6
10°-20°	819.8	4.9
20°-30°	1377.0	8.2
30°-40°	2074.5	12.4
40°-50°	2816.4	16.8
50°-60°	3346.8	20.0
60°-70°	3415.6	20.4
70°-80°	2284.5	13.7
80°-90°	305.6	1.8
90°-100°	0.0	0.0
100°-110°	0.0	0.0
110°-120°	0.0	0.0
120°-130°	0.0	0.0
130°-140°	0.0	0.0
140°-150°	0.0	0.0
150°-160°	0.0	0.0
160°-170°	0.0	0.0
170°-180°	0.0	0.0
0°-90°	16715.4	100.0
0°-180°	16715.4	100.0

Coefficient of Utilization



REPORT NUMBER: P867636

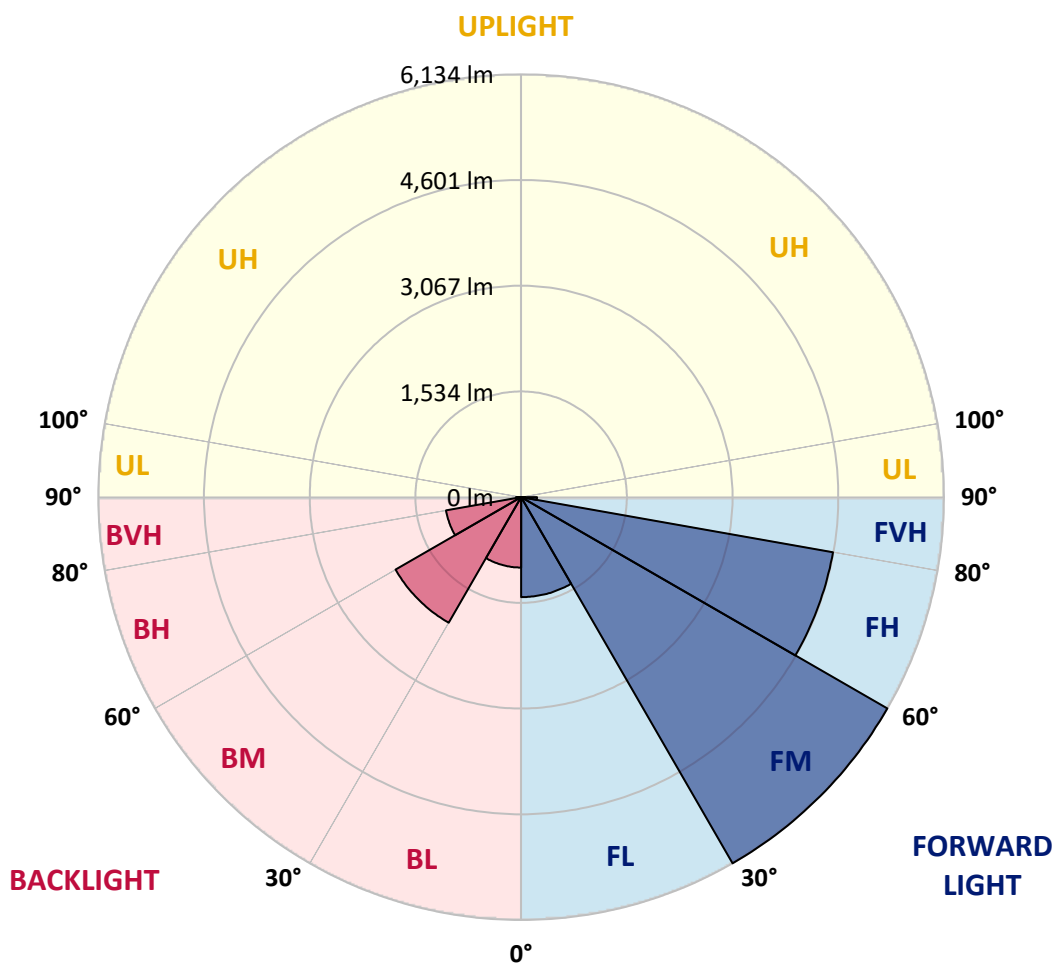
CATALOG NUMBER: MEM2-HTN-SA-130-750-U-T3

LUMINAIRE CLASSIFICATION SYSTEM LUMEN TABLE AND BUG RATING:

Zone	Lumens	% Fixture	Zone Rating/Lumen Limit		
			B	U	G
FL (0°-30°)	1450.6	8.7			
FM (30°-60°)	6134.2	36.7			
FH (60°-80°)	4594.0	27.5			G2/5000
FVH (80°-90°)	228.9	1.4			G3/500
BL (0°-30°)	1021.4	6.1	B3/2500		
BM (30°-60°)	2103.4	12.6	B2/2500		
BH (60°-80°)	1106.1	6.6	B3/2500		G3/2500
BVH (80°-90°)	76.7	0.5			G1/100
UL (90°-100°)	0.0	0.0		U0/0	
UH (100°-180°)	0.0	0.0		U0/0	

BUG Rating: B3-U0-G3

Type III Medium





REPORT NUMBER: P867636

CATALOG NUMBER: MEM2-HTN-SA-130-750-U-T3

CANDELA DISTRIBUTION (FULL):

	0°	5°	15°	25°	35°	45°	55°	65°	66°	75°	85°
0°	2876.0	2876.0	2876.0	2876.0	2876.0	2876.0	2876.0	2876.0	2876.0	2876.0	2876.0
2.5°	2978.9	2965.6	2955.7	2962.3	2942.4	2949.0	2925.8	2909.2	2905.9	2899.2	2892.6
5°	3071.9	3071.9	3055.3	3055.3	3032.1	3028.7	2995.5	2959.0	2959.0	2935.7	2909.2
7.5°	3171.5	3164.9	3145.0	3141.6	3115.1	3108.4	3071.9	3015.4	3012.1	2969.0	2929.1
10°	3241.3	3244.6	3231.3	3231.3	3211.4	3194.8	3141.6	3081.9	3075.2	3018.8	2955.7
12.5°	3294.4	3301.1	3297.7	3297.7	3281.1	3281.1	3221.4	3141.6	3135.0	3061.9	2972.3
15°	3350.9	3347.5	3357.5	3360.8	3354.2	3344.2	3301.1	3208.1	3204.7	3108.4	2995.5
17.5°	3400.7	3397.4	3400.7	3417.3	3420.6	3420.6	3377.4	3281.1	3267.8	3164.9	3015.4
20°	3430.6	3437.2	3450.5	3470.4	3480.4	3507.0	3470.4	3367.5	3354.2	3224.7	3058.6
22.5°	3543.5	3523.6	3533.5	3546.8	3560.1	3596.6	3563.4	3457.1	3447.2	3314.3	3108.4
25°	3736.1	3736.1	3712.9	3689.6	3673.0	3689.6	3663.0	3560.1	3553.4	3394.0	3164.9
27.5°	4071.5	4071.5	4021.7	3935.4	3825.8	3795.9	3776.0	3669.7	3649.8	3480.4	3201.4
30°	4496.6	4509.9	4420.2	4274.1	4071.5	3938.7	3888.9	3772.6	3762.7	3566.7	3257.9
32.5°	4951.6	4978.1	4911.7	4699.2	4367.1	4108.1	4028.3	3908.8	3885.5	3669.7	3330.9
35°	5360.1	5386.6	5297.0	5097.7	4672.6	4353.8	4194.4	4058.2	4045.0	3802.5	3440.5
37.5°	5692.2	5698.8	5642.3	5399.9	4928.3	4559.7	4400.3	4237.6	4211.0	3961.9	3556.8
40°	6044.2	6070.8	6014.3	5715.4	5160.8	4782.2	4606.2	4453.4	4430.2	4128.0	3666.4
42.5°	6412.8	6409.5	6409.5	5987.7	5393.3	4968.2	4828.7	4659.3	4646.1	4297.3	3785.9
45°	6638.6	6651.9	6615.4	6150.5	5735.3	5160.8	5044.6	4921.7	4898.4	4533.1	3942.0
47.5°	6695.1	6665.2	6499.2	6276.7	6120.6	5360.1	5316.9	5243.8	5190.7	4792.2	4134.6
50°	6618.7	6572.2	6475.9	6333.1	6263.4	5599.2	5592.5	5629.1	5592.5	5107.7	4357.1
52.5°	6333.1	6326.5	6309.9	6343.1	6230.2	5788.5	5904.7	6030.9	6024.3	5429.8	4589.6
55°	5732.0	5775.2	5974.4	6183.7	6104.0	5918.0	6253.4	6495.8	6469.3	5808.4	4828.7
57.5°	5117.6	5160.8	5416.5	5914.7	5981.1	6057.5	6645.3	7023.9	6980.7	6220.2	5047.9
60°	4583.0	4536.5	4792.2	5509.5	5808.4	6183.7	7033.8	7558.6	7522.0	6632.0	5273.7
62.5°	3736.1	3782.6	4191.1	4918.4	5566.0	6263.4	7352.6	8043.4	8020.2	7010.6	5456.4
65°	2955.7	2892.6	3507.0	4297.3	5147.5	6236.8	7628.3	8498.4	8481.8	7382.5	5595.9
67.5°	2009.2	1966.0	2776.3	3679.6	4579.6	6024.3	7691.4	8803.9	8810.6	7601.7	5632.4
70°	1355.0	1335.0	1995.9	2829.5	3792.6	5566.0	7495.5	8867.0	8890.3	7658.2	5469.7
72.5°	999.6	996.3	1461.2	2019.2	2822.8	4699.2	6960.8	8455.2	8498.4	7259.7	4991.4
75°	787.1	797.0	1042.8	1434.7	1883.0	3477.1	5854.9	7249.7	7316.1	6270.0	4144.6
77.5°	644.3	644.3	730.6	1029.5	1258.7	2158.6	4211.0	5306.9	5439.8	4838.7	3191.5
80°	521.4	531.4	541.3	717.3	833.6	1232.1	2450.9	3540.2	3636.5	3370.8	2304.8
82.5°	285.6	305.5	295.6	371.9	418.4	571.2	973.0	1431.3	1577.5	1404.8	1046.1
85°	19.9	13.3	23.2	29.9	36.5	56.5	76.4	106.3	99.6	142.8	73.1
87.5°	3.3	3.3	3.3	6.6	6.6	10.0	13.3	13.3	13.3	13.3	13.3
90°	0.0	0.0	0.0	0.0	0.0	0.0	0.0	0.0	0.0	0.0	0.0



REPORT NUMBER: P867636

CATALOG NUMBER: MEM2-HTN-SA-130-750-U-T3

CANDELA DISTRIBUTION (continued):

	90°	95°	105°	115°	125°	135°	145°	155°	165°	175°	180°
0°	2876.0	2876.0	2876.0	2876.0	2876.0	2876.0	2876.0	2876.0	2876.0	2876.0	2876.0
2.5°	2889.3	2872.6	2846.1	2839.4	2829.5	2816.2	2802.9	2783.0	2776.3	2783.0	2789.6
5°	2892.6	2869.3	2826.2	2799.6	2773.0	2749.8	2723.2	2696.6	2680.0	2683.4	2696.6
7.5°	2902.5	2869.3	2802.9	2759.7	2716.6	2680.0	2636.9	2607.0	2587.0	2590.4	2600.3
10°	2915.8	2869.3	2789.6	2716.6	2656.8	2603.6	2560.5	2523.9	2504.0	2500.7	2504.0
12.5°	2919.1	2866.0	2759.7	2670.1	2597.0	2527.3	2480.8	2447.6	2427.6	2417.7	2424.3
15°	2929.1	2856.0	2729.8	2620.3	2530.6	2457.5	2401.1	2361.2	2347.9	2341.3	2338.0
17.5°	2942.4	2852.7	2703.3	2570.4	2464.2	2381.1	2331.3	2291.5	2274.9	2268.2	2274.9
20°	2962.3	2856.0	2673.4	2520.6	2404.4	2321.4	2264.9	2225.1	2211.8	2208.5	2205.1
22.5°	2988.9	2862.7	2650.1	2474.1	2338.0	2254.9	2198.5	2171.9	2162.0	2165.3	2165.3
25°	3015.4	2869.3	2616.9	2411.0	2268.2	2181.9	2142.0	2122.1	2128.7	2142.0	2142.0
27.5°	3038.7	2866.0	2570.4	2344.6	2185.2	2105.5	2075.6	2078.9	2095.5	2118.8	2122.1
30°	3068.6	2866.0	2520.6	2261.6	2092.2	2015.8	2009.2	2035.8	2062.3	2085.6	2085.6
32.5°	3115.1	2885.9	2480.8	2178.6	1995.9	1936.1	1966.0	2002.6	2032.4	2055.7	2062.3
35°	3194.8	2929.1	2454.2	2095.5	1902.9	1859.7	1916.2	1976.0	1995.9	2012.5	2015.8
37.5°	3271.2	2969.0	2421.0	2015.8	1806.6	1790.0	1866.4	1929.5	1932.8	1942.8	1942.8
40°	3344.2	2998.8	2377.8	1929.5	1713.6	1713.6	1803.3	1856.4	1849.8	1839.8	1843.1
42.5°	3423.9	3015.4	2328.0	1849.8	1637.2	1637.2	1710.3	1756.8	1753.5	1766.8	1776.7
45°	3520.2	3048.7	2261.6	1776.7	1557.5	1544.3	1604.0	1643.9	1693.7	1753.5	1770.1
47.5°	3653.1	3095.2	2208.5	1697.0	1491.1	1444.6	1467.9	1550.9	1607.4	1657.2	1663.8
50°	3792.6	3161.6	2162.0	1614.0	1411.4	1328.4	1348.3	1441.3	1474.5	1494.4	1504.4
52.5°	3942.0	3214.7	2122.1	1544.3	1328.4	1208.8	1235.4	1325.1	1348.3	1364.9	1368.2
55°	4071.5	3257.9	2072.3	1477.8	1238.7	1095.9	1129.1	1215.5	1238.7	1258.7	1258.7
57.5°	4207.7	3297.7	2039.1	1421.4	1142.4	1002.9	1026.2	1112.5	1145.7	1152.4	1162.3
60°	4320.6	3334.3	2009.2	1368.2	1052.8	919.9	936.5	1012.9	1052.8	1056.1	1062.7
62.5°	4400.3	3357.5	1992.6	1301.8	963.1	836.9	850.2	926.6	973.0	983.0	986.3
65°	4450.1	3370.8	1962.7	1215.5	886.7	767.1	767.1	843.5	890.0	913.3	919.9
67.5°	4426.9	3347.5	1883.0	1115.8	817.0	697.4	694.1	770.5	810.3	823.6	826.9
70°	4247.5	3211.4	1720.3	993.0	743.9	634.3	627.7	697.4	733.9	704.0	707.4
72.5°	3882.2	2902.5	1497.8	870.1	667.5	574.5	567.9	627.7	631.0	631.0	627.7
75°	3271.2	2371.2	1195.6	740.6	587.8	511.4	514.8	561.2	564.6	581.2	571.2
77.5°	2507.3	1756.8	933.2	591.1	498.1	455.0	471.6	488.2	511.4	534.7	511.4
80°	1823.2	1212.2	647.6	441.7	385.2	385.2	391.9	408.5	441.7	464.9	441.7
82.5°	780.4	534.7	298.9	219.2	189.3	186.0	189.3	189.3	232.5	239.1	209.2
85°	59.8	49.8	36.5	36.5	29.9	16.6	16.6	13.3	10.0	10.0	10.0
87.5°	13.3	10.0	10.0	10.0	6.6	6.6	6.6	6.6	6.6	6.6	6.6
90°	0.0	0.0	0.0	0.0	0.0	0.0	0.0	0.0	0.0	0.0	0.0

LM-79-2019: Approved Method: Electrical and Photometric Measurements of Solid-
State Lighting Products

Report Prepared for

Cooper Lighting Solutions

Streetworks

Report Number: SP1-2407-157-6

Test Date: 08/07/2024

Luminaire Tested: MEM2-HTN-SA-40-750-U-5WQ-2

Data in this report applies to families of products including MEM2-HTN-SA-40-750-U-5WQ-2

Test Information

Test Method: LM-79-2019
 Report Number: SP1-2407-157-6
 Test Lab: COOPER LIGHTING SOLUTIONS
 Photometer: SP1 - 76IN SPHERE
 Measurement Geometry: 4π
 Issue Date: 08/20/2024
 Manufacturer: COOPER LIGHTING SOLUTIONS
 Product Line: Streetworks
 Catalog Number: **MEM2-HTN-SA-40-750-U-5WQ-2**
 Description: Epic Modern Light Square 40W 5WQ Optic and Flare Trim

Spectral Parameters

CCT (K): 5094
 CIE u': 0.2082
 CIE v': 0.4867
 Duv: 0.0032
 CIE x: 0.3430
 CIE y: 0.3564
 CIE z: 0.3006
 Peak Wavelength (nm): 451
 Dominant Wavelength (nm): 568
 Purity: 9.86439
 Rf: 73.7
 Rg: 93

CRI (Ra):	72.0		
R1:	68.6	R9:	-39.6
R2:	78.1	R10:	47.6
R3:	84.6	R11:	68.2
R4:	71.6	R12:	41.4
R5:	69.6	R13:	70.4
R6:	69.4	R14:	91.4
R7:	80.9	R15:	61.4
R8:	53.1		



Test Conditions

Stabilization Time: 20M
 Operation Time: 1H 20M
 Sphere Temperature (°C): 24.2

REPORT NUMBER: SP1-2407-157-6

Measurement and Test Equipment			
Instrument	Identification Number	Calibration Date	Calibration Due Date
Photometer	IN0058	6/18/2024	12/18/2024
Power Meter	INXT2011004	2/8/2024	2/8/2025
AC Power Source	IN0063	10/24/2023	10/24/2024
DC Power Source	IN0208	10/24/2023	10/24/2024
Sphere Thermometer	IN0085	10/24/2023	10/24/2024
Room Thermometer	IN0046	10/24/2023	10/24/2024

REPORT NUMBER: SP1-2407-157-6

CIE 1931 Chromaticity Diagram



CIE 1931 Chromaticity Diagram with 2017 ANSI 7-Step and 4-Step Quadrangles



Point lies inside the ANSI 5000K 4-step quadrangle

REPORT NUMBER: SP1-2407-157-6

Photopic Flux vs. Wavelength



Photopic Lumens: NR

λ (nm)	Power W [^] /nm	Lumens (φ/nm)	λ (nm)	Power W [^] /nm	Lumens (φ/nm)	λ (nm)	Power W [^] /nm	Lumens (φ/nm)	λ (nm)	Power W [^] /nm	Lumens (φ/nm)	λ (nm)	Power W [^] /nm	Lumens (φ/nm)
360	0	NR	490	114	NR	620	361	NR	750	9	NR	880	0	NR
365	0	NR	495	145	NR	625	326	NR	755	8	NR	885	0	NR
370	0	NR	500	197	NR	630	294	NR	760	7	NR	890	0	NR
375	0	NR	505	259	NR	635	261	NR	765	6	NR	895	0	NR
380	0	NR	510	319	NR	640	232	NR	770	5	NR	900	0	NR
385	0	NR	515	373	NR	645	204	NR	775	4	NR	905	0	NR
390	0	NR	520	414	NR	650	179	NR	780	4	NR	910	0	NR
395	1	NR	525	445	NR	655	157	NR	785	3	NR	915	0	NR
400	3	NR	530	465	NR	660	136	NR	790	3	NR	920	0	NR
405	5	NR	535	482	NR	665	118	NR	795	2	NR	925	0	NR
410	9	NR	540	493	NR	670	102	NR	800	2	NR	930	0	NR
415	18	NR	545	505	NR	675	87	NR	805	2	NR	935	0	NR
420	36	NR	550	515	NR	680	75	NR	810	2	NR	940	0	NR
425	72	NR	555	527	NR	685	65	NR	815	1	NR	945	0	NR
430	134	NR	560	540	NR	690	56	NR	820	1	NR	950	0	NR
435	242	NR	565	550	NR	695	48	NR	825	1	NR	955	0	NR
440	407	NR	570	557	NR	700	41	NR	830	1	NR	960	0	NR
445	684	NR	575	561	NR	705	35	NR	835	1	NR	965	0	NR
450	988	NR	580	559	NR	710	30	NR	840	1	NR	970	0	NR
455	828	NR	585	551	NR	715	26	NR	845	1	NR	975	0	NR
460	473	NR	590	537	NR	720	22	NR	850	1	NR	980	0	NR
465	333	NR	595	516	NR	725	19	NR	855	0	NR	985	0	NR
470	232	NR	600	491	NR	730	16	NR	860	0	NR	990	0	NR
475	146	NR	605	461	NR	735	14	NR	865	0	NR	995	0	NR
480	113	NR	610	429	NR	740	12	NR	870	0	NR	1000	0	NR
485	106	NR	615	395	NR	745	10	NR	875	0	NR			

REPORT NUMBER: SP1-2407-157-6

Scotopic Flux vs. Wavelength



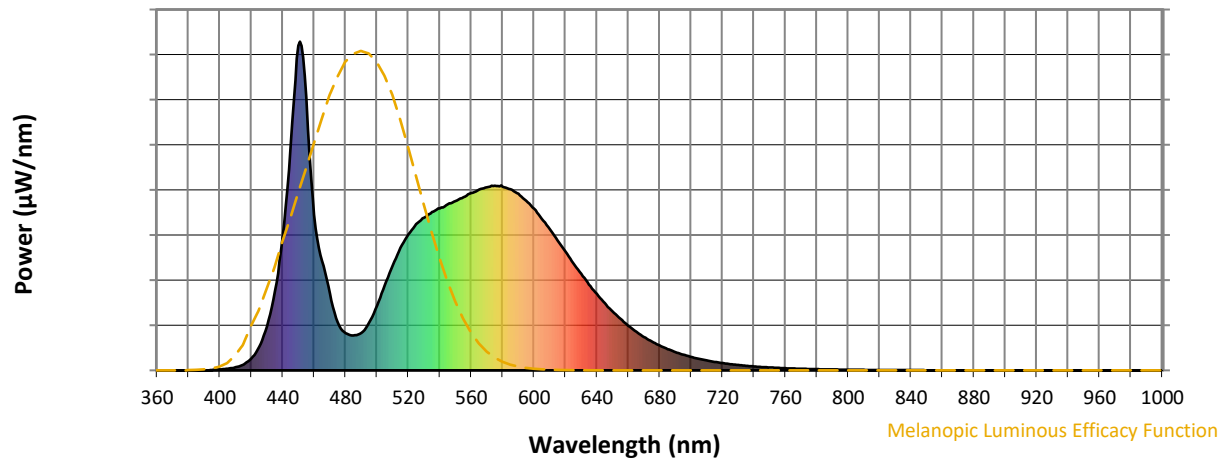
Scotopic Lumens: NR

S/P: 1.81

λ (nm)	Power W [^] /nm	Lumens (φ/nm)	λ (nm)	Power W [^] /nm	Lumens (φ/nm)	λ (nm)	Power W [^] /nm	Lumens (φ/nm)	λ (nm)	Power W [^] /nm	Lumens (φ/nm)	λ (nm)	Power W [^] /nm	Lumens (φ/nm)
360	0	NR	490	114	NR	620	361	NR	750	9	NR	880	0	NR
365	0	NR	495	145	NR	625	326	NR	755	8	NR	885	0	NR
370	0	NR	500	197	NR	630	294	NR	760	7	NR	890	0	NR
375	0	NR	505	259	NR	635	261	NR	765	6	NR	895	0	NR
380	0	NR	510	319	NR	640	232	NR	770	5	NR	900	0	NR
385	0	NR	515	373	NR	645	204	NR	775	4	NR	905	0	NR
390	0	NR	520	414	NR	650	179	NR	780	4	NR	910	0	NR
395	1	NR	525	445	NR	655	157	NR	785	3	NR	915	0	NR
400	3	NR	530	465	NR	660	136	NR	790	3	NR	920	0	NR
405	5	NR	535	482	NR	665	118	NR	795	2	NR	925	0	NR
410	9	NR	540	493	NR	670	102	NR	800	2	NR	930	0	NR
415	18	NR	545	505	NR	675	87	NR	805	2	NR	935	0	NR
420	36	NR	550	515	NR	680	75	NR	810	2	NR	940	0	NR
425	72	NR	555	527	NR	685	65	NR	815	1	NR	945	0	NR
430	134	NR	560	540	NR	690	56	NR	820	1	NR	950	0	NR
435	242	NR	565	550	NR	695	48	NR	825	1	NR	955	0	NR
440	407	NR	570	557	NR	700	41	NR	830	1	NR	960	0	NR
445	684	NR	575	561	NR	705	35	NR	835	1	NR	965	0	NR
450	988	NR	580	559	NR	710	30	NR	840	1	NR	970	0	NR
455	828	NR	585	551	NR	715	26	NR	845	1	NR	975	0	NR
460	473	NR	590	537	NR	720	22	NR	850	1	NR	980	0	NR
465	333	NR	595	516	NR	725	19	NR	855	0	NR	985	0	NR
470	232	NR	600	491	NR	730	16	NR	860	0	NR	990	0	NR
475	146	NR	605	461	NR	735	14	NR	865	0	NR	995	0	NR
480	113	NR	610	429	NR	740	12	NR	870	0	NR	1000	0	NR
485	106	NR	615	395	NR	745	10	NR	875	0	NR			

REPORT NUMBER: SP1-2407-157-6

Melanopic Flux vs. Wavelength



Melanopic Lumens: NR

M/P: 3.73

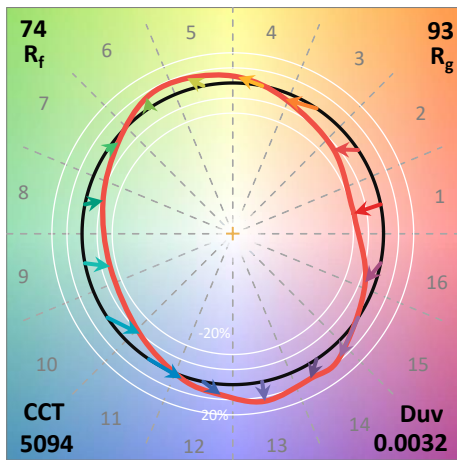
λ (nm)	Power W [^] /nm	Lumens (φ/nm)	λ (nm)	Power W [^] /nm	Lumens (φ/nm)	λ (nm)	Power W [^] /nm	Lumens (φ/nm)	λ (nm)	Power W [^] /nm	Lumens (φ/nm)	λ (nm)	Power W [^] /nm	Lumens (φ/nm)
360	0	NR	490	114	NR	620	361	NR	750	9	NR	880	0	NR
365	0	NR	495	145	NR	625	326	NR	755	8	NR	885	0	NR
370	0	NR	500	197	NR	630	294	NR	760	7	NR	890	0	NR
375	0	NR	505	259	NR	635	261	NR	765	6	NR	895	0	NR
380	0	NR	510	319	NR	640	232	NR	770	5	NR	900	0	NR
385	0	NR	515	373	NR	645	204	NR	775	4	NR	905	0	NR
390	0	NR	520	414	NR	650	179	NR	780	4	NR	910	0	NR
395	1	NR	525	445	NR	655	157	NR	785	3	NR	915	0	NR
400	3	NR	530	465	NR	660	136	NR	790	3	NR	920	0	NR
405	5	NR	535	482	NR	665	118	NR	795	2	NR	925	0	NR
410	9	NR	540	493	NR	670	102	NR	800	2	NR	930	0	NR
415	18	NR	545	505	NR	675	87	NR	805	2	NR	935	0	NR
420	36	NR	550	515	NR	680	75	NR	810	2	NR	940	0	NR
425	72	NR	555	527	NR	685	65	NR	815	1	NR	945	0	NR
430	134	NR	560	540	NR	690	56	NR	820	1	NR	950	0	NR
435	242	NR	565	550	NR	695	48	NR	825	1	NR	955	0	NR
440	407	NR	570	557	NR	700	41	NR	830	1	NR	960	0	NR
445	684	NR	575	561	NR	705	35	NR	835	1	NR	965	0	NR
450	988	NR	580	559	NR	710	30	NR	840	1	NR	970	0	NR
455	828	NR	585	551	NR	715	26	NR	845	1	NR	975	0	NR
460	473	NR	590	537	NR	720	22	NR	850	1	NR	980	0	NR
465	333	NR	595	516	NR	725	19	NR	855	0	NR	985	0	NR
470	232	NR	600	491	NR	730	16	NR	860	0	NR	990	0	NR
475	146	NR	605	461	NR	735	14	NR	865	0	NR	995	0	NR
480	113	NR	610	429	NR	740	12	NR	870	0	NR	1000	0	NR
485	106	NR	615	395	NR	745	10	NR	875	0	NR			

Summary

$R_f = 73.7$
 $R_g = 93$
 $CIE R_a = 72.0$
 $R_9 = -39.6$



Color Vector Graphics



Individual Sample Fidelity Index ($R_{f,i}$)

CES01 = 85	CES26 = 62	CES51 = 90	CES76 = 50
CES02 = 59	CES27 = 88	CES52 = 89	CES77 = 67
CES03 = 30	CES28 = 80	CES53 = 79	CES78 = 53
CES04 = 69	CES29 = 69	CES54 = 84	CES79 = 80
CES05 = 46	CES30 = 88	CES55 = 83	CES80 = 77
CES06 = 50	CES31 = 72	CES56 = 74	CES81 = 78
CES07 = 38	CES32 = 62	CES57 = 73	CES82 = 90
CES08 = 38	CES33 = 82	CES58 = 73	CES83 = 90
CES09 = 29	CES34 = 69	CES59 = 86	CES84 = 85
CES10 = 72	CES35 = 83	CES60 = 88	CES85 = 77
CES11 = 56	CES36 = 87	CES61 = 82	CES86 = 75
CES12 = 61	CES37 = 78	CES62 = 81	CES87 = 76
CES13 = 41	CES38 = 98	CES63 = 73	CES88 = 81
CES14 = 74	CES39 = 96	CES64 = 63	CES89 = 72
CES15 = 70	CES40 = 91	CES65 = 60	CES90 = 80
CES16 = 46	CES41 = 96	CES66 = 56	CES91 = 71
CES17 = 49	CES42 = 79	CES67 = 53	CES92 = 58
CES18 = 55	CES43 = 78	CES68 = 63	CES93 = 74
CES19 = 71	CES44 = 99	CES69 = 72	CES94 = 52
CES20 = 63	CES45 = 86	CES70 = 55	CES95 = 64
CES21 = 85	CES46 = 85	CES71 = 46	CES96 = 76
CES22 = 77	CES47 = 89	CES72 = 82	CES97 = 86
CES23 = 91	CES48 = 80	CES73 = 45	CES98 = 76
CES24 = 90	CES49 = 83	CES74 = 90	CES99 = 62
CES25 = 71	CES50 = 89	CES75 = 48	



Color Rendition by Hue-Angle Bin



Measure Comparisons



(END OF REPORT)